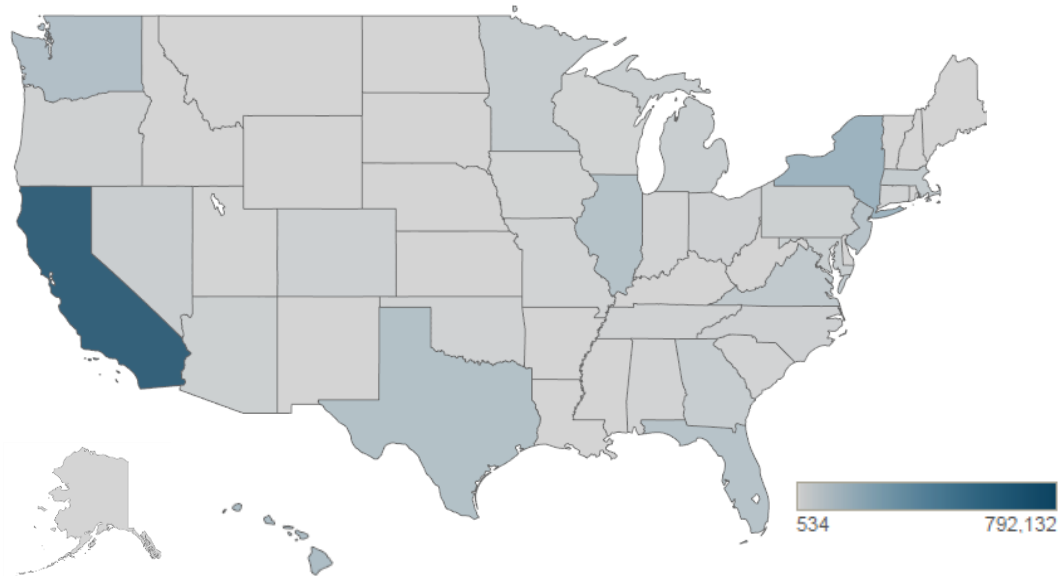




The Impact of Asian American Women on the Vote

2012 Asian American Women Voters

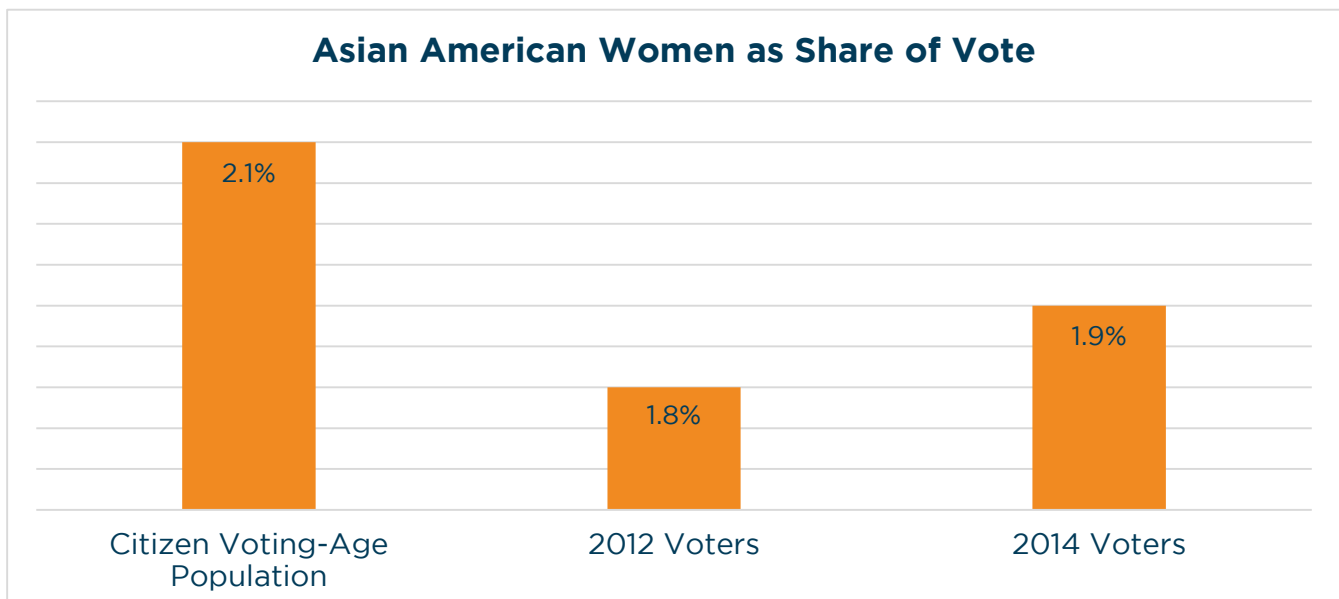
According to the U.S. Census and state voter files, there are about **4,719,163** Asian American women who are voting-age U.S. citizens, and **2,299,728** Asian American women voted in the 2012 presidential election. About **48.7%** of Asian American women citizens of voting age voted.



The number of Asian American women who voted in 2012 by state

1,489,673 Asian American women voted in 2014 – about **31.6%** of Asian American voting-age women citizens. Asian American women were **1.8%** of the vote in the 2012 election, and **1.9%** of the vote in the 2014 election. Asian American women make up about **2.1%** of the total citizen voting age population (CVAP).

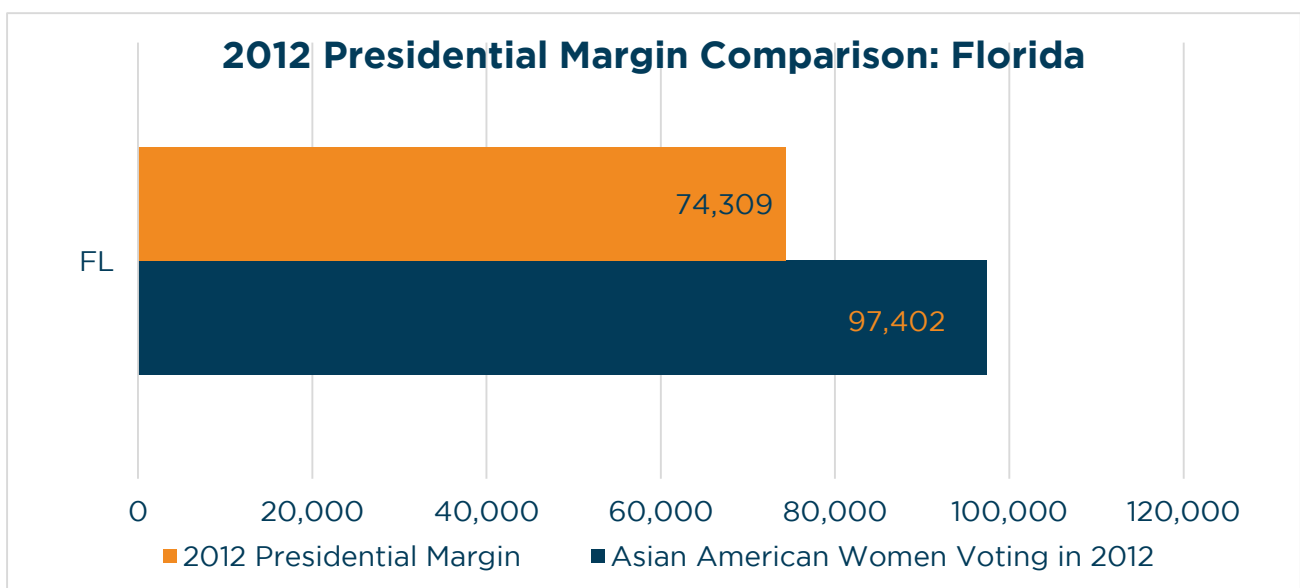
Asian American Women as Share of Vote



2012 Asian American Women Electorate Larger than Presidential Margin



In Florida, the total number of Asian American women voters in 2012 (**97,402**) was greater than the 2012 presidential vote margin (**74,309**). Florida accounts for **29** electoral votes—more than **10%** of the electoral votes needed to secure the presidency. A highly important state in every presidential election, Florida's margins highlight the importance and influence of Asian American women voters.



Methodology: An analysis of the U.S. Census Voting and Registration Reports from 2012 and 2012, compared to the TargetSmart voter file, accessed May 2016. Election results via the AP and FEC.